

Future Firewood Use in Virginia

This factsheet is part of a series based on findings from *Household Firewood Use in Virginia and North Carolina: A Survey of Consumer Opinions and Activities*

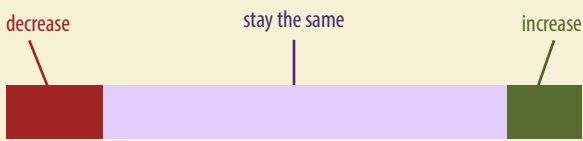
1: SURVEY OVERVIEW · 2: CURRENT FIREWOOD USE · 3: FIREWOOD USE PERCEPTIONS · 4: **FUTURE FIREWOOD USE**

Predicted Firewood Activities



When asked how their firewood use may change over the next 3 years, **2/3 of respondents expect their firewood use to stay the same.**

Outdoor firewood use at home had the strongest prediction to increase (28% of respondents).



Indoors at their home. (17%, 71%, 13%)



Outdoors at their home. (11%, 61%, 28%)

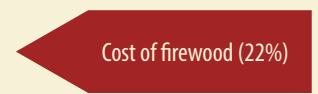
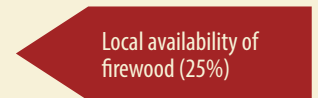

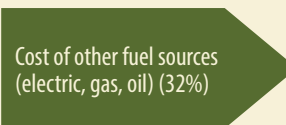
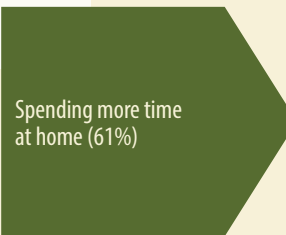
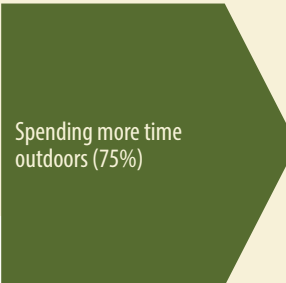


Away from their home. (12%, 69%, 19%)

Note: during the COVID-19 pandemic there was increased participation in outdoor activities and many found they enjoy fires.

What Would INCREASE or DECREASE Use?

% = respondents that agreed "somewhat" to "very much" to factors that they thought would increase and decrease their firewood use in the next 3 years.



Physical ability to gather and use firewood (50%)

Opportunity: consider offering additional services such as delivery and stacking.

Time to gather and use firewood (33%)

Local availability of firewood (25%)

Cost of woodburning appliances (22%)

Cost of firewood (22%)

Future Firewood Appliance Purchases

% of respondents considering or planning on purchasing a firewood appliance in the next 3 years:

45% outdoor appliance such as a fireplace, chimnea, or fire pit.



19% indoor fireplace or inset

15% indoor firewood stove

12% wood pellet stove

12% outdoor furnace or boiler



Firewood Appliance Notes:

- Insurance companies are encouraging homeowners to purchase new generation stoves
- There is a 26% federal tax credit for purchasing new generation stoves